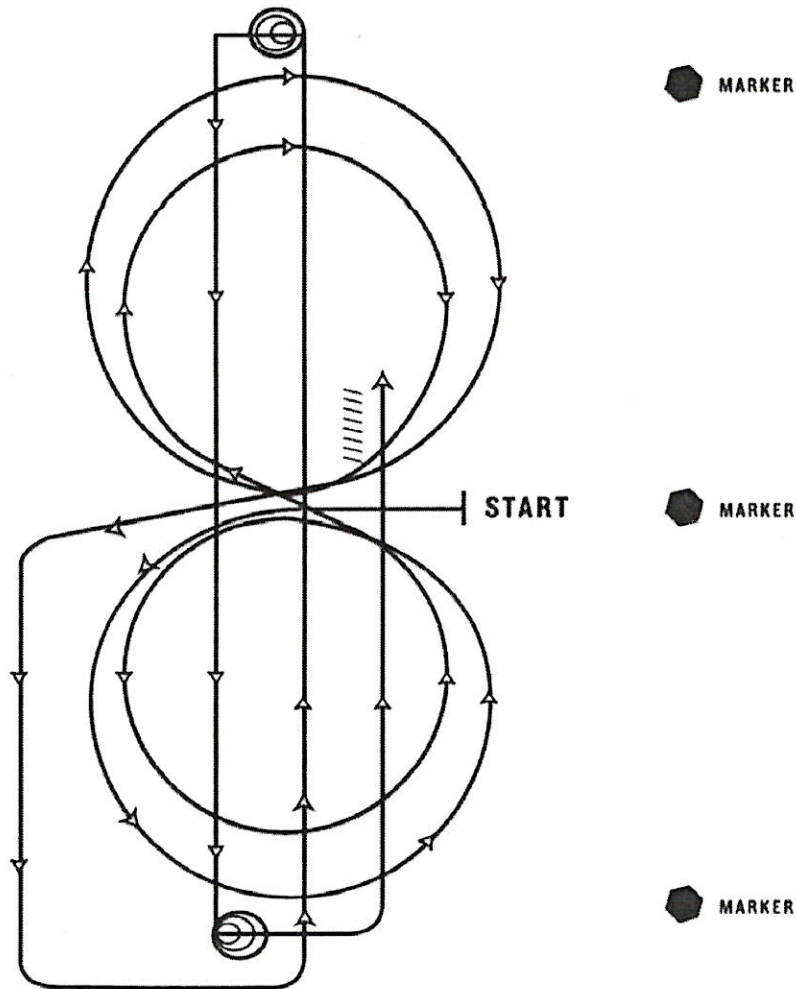


RANCH REINING

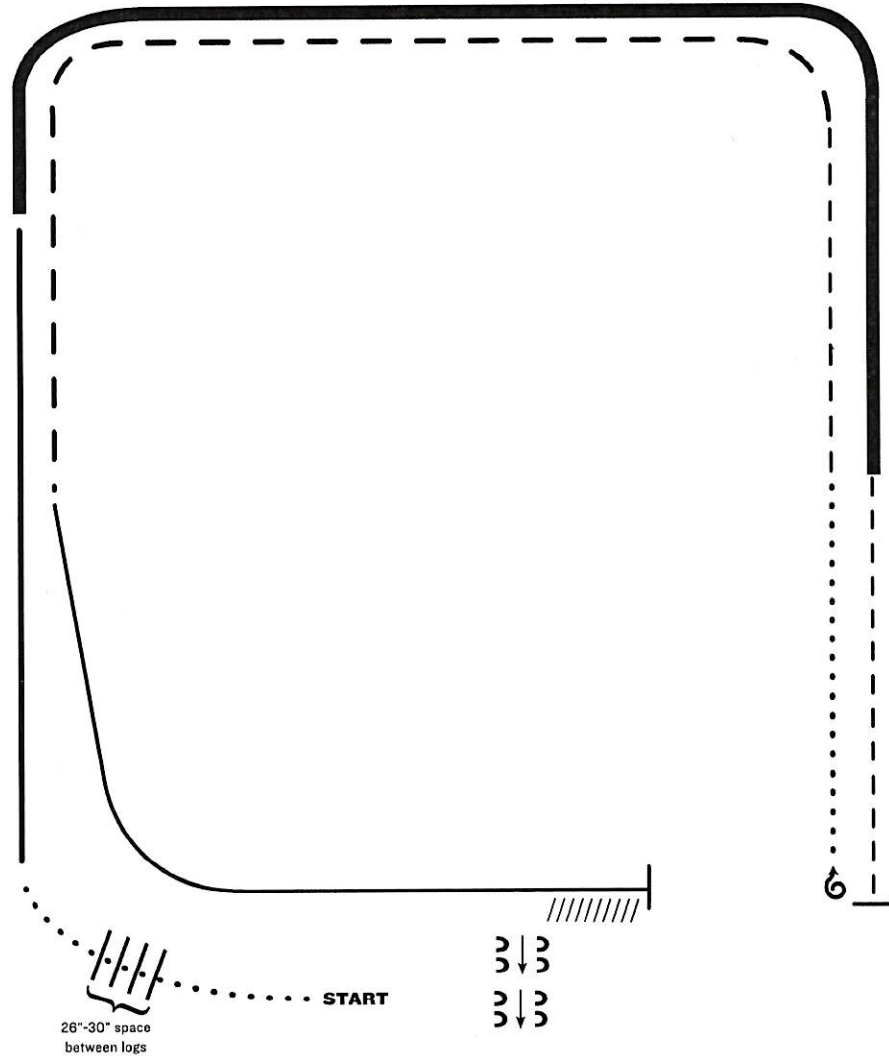
Open



Mandatory Marker along Fence or Wall The judge shall indicate with markers on arena wall or fence the center of pattern. Judge shall also place markers on fence or wall at least 50' from each end of the arena.

Ride pattern as follows: Trot to center of arena and stop or walk before departure. Start pattern facing toward judge.

1. Beginning on left lead, complete two circles to the left - the first one large and fast, the second one small and slow. Change leads at center of arena.
2. Complete two circles to the right - the first one large and fast, the second one small and slow. Change leads at center of arena.
3. Begin a circle to the left, but do not close this circle. Continuing around the end of arena, run up the center, past end marker, and do a sliding stop.
4. Complete 3 1/2 spins to the left.
5. Run down to other end of arena, past the end marker, and do a sliding stop.
6. Complete 3 1/2 spins to the right.
7. Run past the center marker and do a sliding stop. Back at least 10 feet.
Hesitate to show completion pattern



1. Walk
2. Walk over logs
3. Lope right lead
4. Extended lope (right lead)
5. Trot
6. Stop, 1 1/2 turns right
7. Walk
8. Trot
9. Extended trot
10. Lope left lead
11. Stop and Back
12. Side pass right

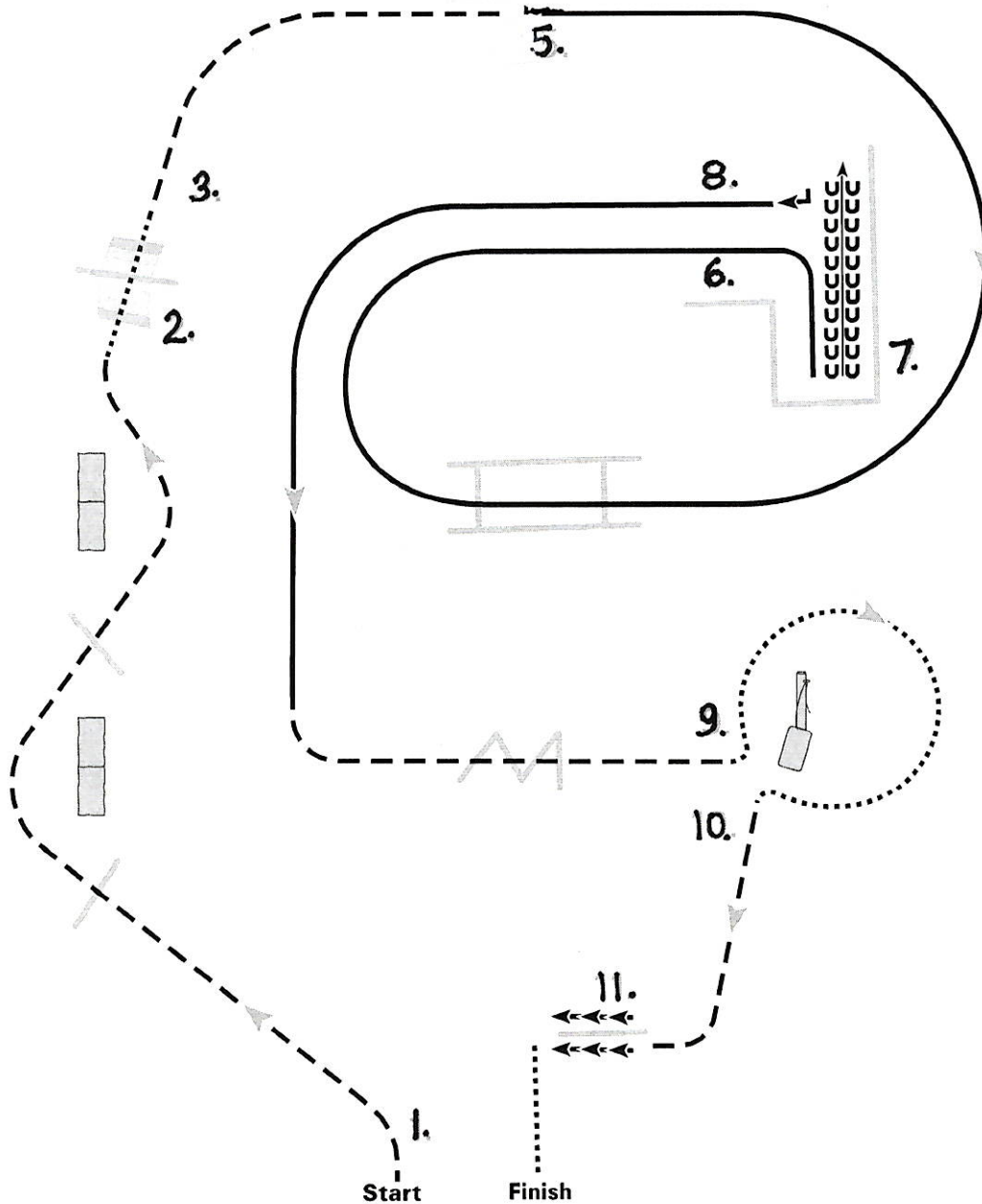
Note: The drawn description of this pattern is only intended for the general depiction of the pattern. Exhibitors should utilize the arena space to best exhibit their horses.

Ranch Trail

Open

1. Trot serpentine through hay and over logs.
2. Walk over bridge.
3. Trot to cattle pen.

4. Trot to the log.
5. Lope right lead over logs.
6. Lope into chute.
7. Back out and ¼ turn right.
8. Lope left lead and trot over poles.
9. Drag right circle at walk or trot (100lb drag).
10. Trot to the log.
11. Sidepass right over log and exit at a walk.



Pattern Legend

| | |
|----------------------|-------------|
| Walk | |
| Jog/Trot | - - - - |
| Lope/Canter | ———— |
| Extended Trot/Jog | — — — — |
| Leg Yield | |
| Extended Lope | - · - · - · |
| Change Lead/Diagonal | ≠ |
| Gate | ⌋ ⌋ |
| Back | ← ← ← ← |
| Judge | ⓐ |
| Cone | ● |
| Sidepass | ← ← ← ← |

Course design by
Chris Jeter