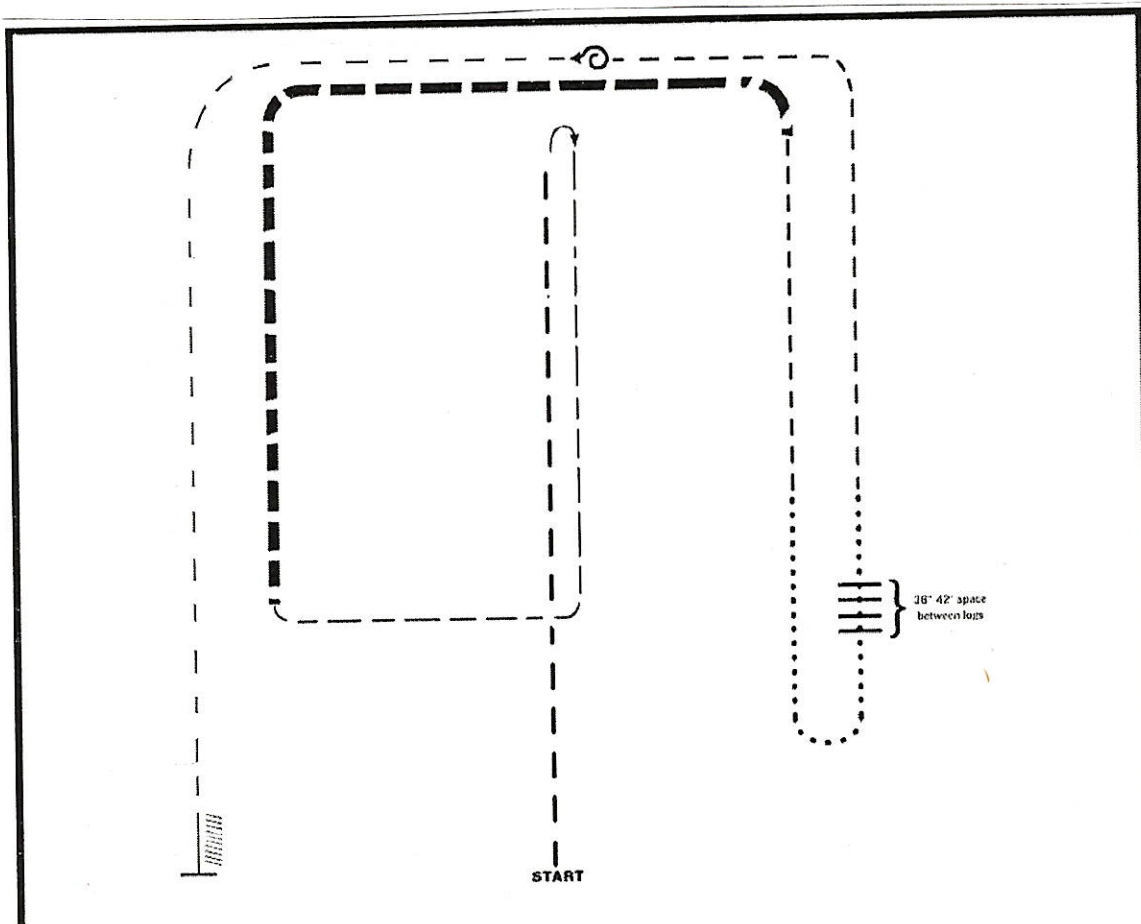


## Ranch Riding Novice Walk/Trot

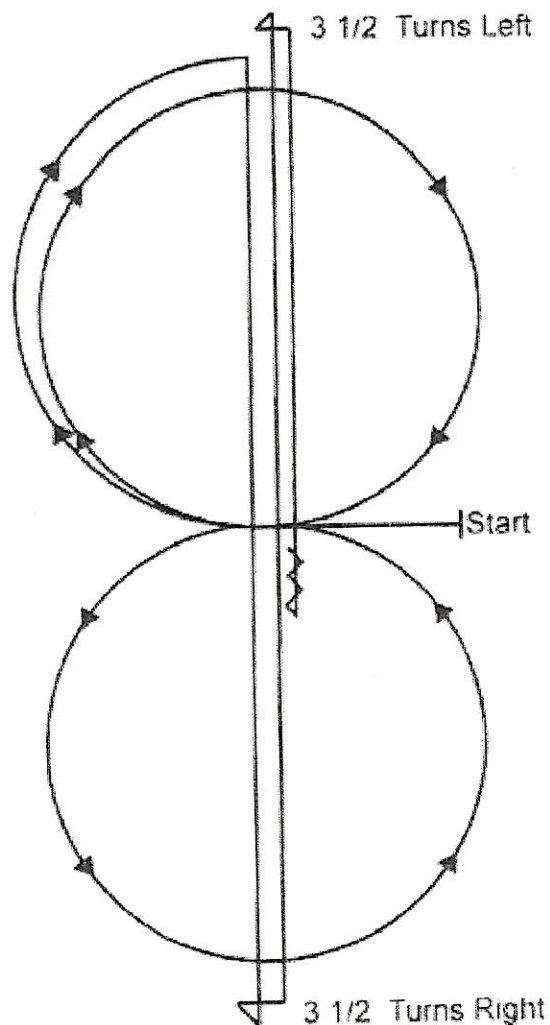


1. Extended trot
2. Stop, roll back right
3. Collected trot
4. Extended trot
5. Collected trot
6. Walk
7. Walk over logs
8. Walk
9. Collected trot
10. Stop, 360 left

---

11. Extended trot
12. Stop and back

# Ranch Reining Novice W/T



---

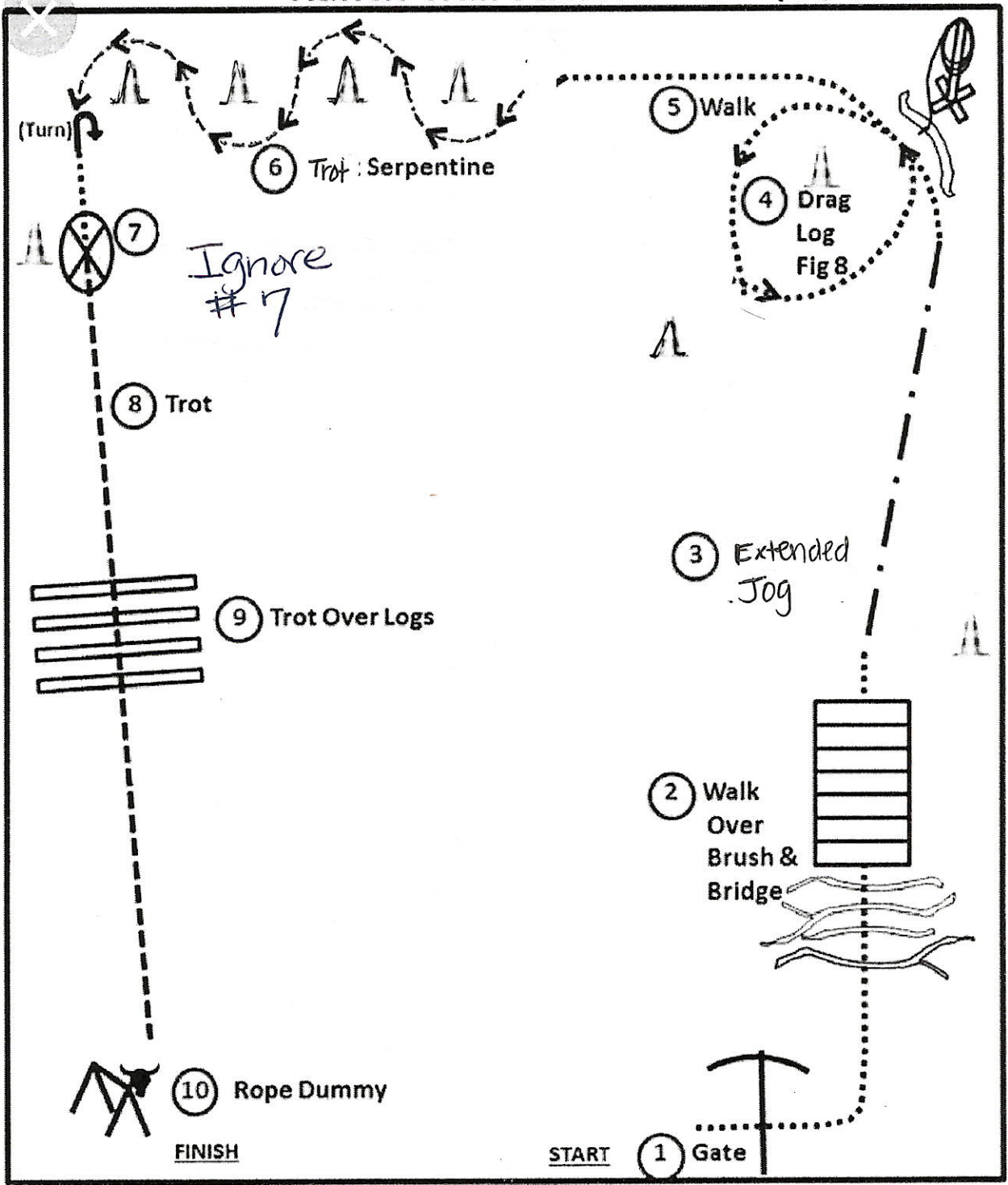
Mandatory Marker along fence or wall

The judge shall indicate with markers on arena fence or wall the center of the pattern.

Ride Pattern as follows

1. Start by trotting into the center of the arena and stop. Start pattern facing towards the judge.
2. Begin a circle to the right at the trot. Change directions to the left.
3. Complete one circle to the left at the trot. Change directions to the right and go to the top of the arena.
4. Extended trot down the center of the arena to the far end past the end marker and come to a stop.
5. Complete 3 ½ spins to the right
6. Extended trot to the other end of the arena, past the end marker and come to a stop.
7. Complete 3 ½ spins to the left
8. Extended trot past center marker and come to a stop
9. Back at least 10 feet in a straight line
10. Hesitate to complete pattern

# Ranch Trail Pattern - 2 **NOVICE W/T**



## Legend

.....	Walk	.....	Back	▲	Cone
-----	Trot	- . - . - .	Extended Jog		